

1 AUDIOVISUAL RCP LEVEL 01 - AREA B
1" = 10'-0"

- AUDIOVISUAL GENERAL NOTES**
- THIS SHEET SET SHOWS WORK AND MATERIALS BY DIVISION 26 AND DIVISION 27. SEE SPECIFICATIONS AND DRAWING NOTES FOR RESPONSIBILITY FOR EACH ITEM.
 - ELECTRICAL CONTRACTOR SHALL COORDINATE REQUIRED PROVISIONS WITH THE PROJECT AV SYSTEMS INTEGRATOR PRIOR TO INSTALLATION OF AV SYSTEM ROUGH-IN. WHERE CONDUIT AND JUNCTION BOX PROVISIONS ARE SIGNIFICANTLY DIFFERENT FROM THOSE SHOWN ON THE DRAWINGS, NOTIFY THE AV CONSULTANT IN WRITING OF THE REQUIREMENTS. WHERE MINOR MODIFICATIONS TO PROVISIONS ARE REQUIRED, THEY SHALL BE MADE AT NO ADDITIONAL COST AS A MATTER OF JOB COORDINATION.
 - BIDDERS SHALL THOROUGHLY ACQUAINT AND EXAMINE THE EXISTING PROJECT CONDITIONS UNDER WHICH THE WORK IS TO BE PERFORMED. INCLUDING THE COMPLETE SET OF PLANS AND SPECIFICATIONS COVERING THE ENTIRE PROJECT. BIDDERS SHALL BECOME FULLY CONVERSANT WITH THE TYPE OF GENERAL CONSTRUCTION AS WELL AS ALL PERTINENT FACTS AFFECTING THE COST OF CARRYING OUT THE WORK THEY WILL CONTRACT TO PERFORM AND BRING ANY DISCREPANCIES OR OMISSIONS FOUND IN THE DRAWINGS TO THE AV CONSULTANT'S ATTENTION BEFORE SUBMITTING BID.
 - AV SYSTEMS INTEGRATOR SHALL PROVIDE A FULLY FUNCTIONING SYSTEM IN EVERY RESPECT. ANY DISCREPANCIES IN THE DRAWINGS SHALL BE BROUGHT TO THE ATTENTION OF THE PROJECT AV CONSULTANT PRIOR TO BIDDING.
 - THE FOREGOING WORK SHALL BE COMPLETE IN EVERY RESPECT, AND ANY MATERIAL OR WORK NOT SPECIFICALLY MENTIONED OR SHOWN ON THE DRAWINGS, BUT NECESSARY TO FULLY COMPLETE THE WORK, SHALL BE FURNISHED BY THE PROJECT AV SYSTEMS INTEGRATOR.
 - NO CHANGES TO THE DESIGN SHALL BE MADE WITHOUT THE PROJECT AV CONSULTANT'S WRITTEN CONSENT.
 - WHERE APPLICABLE, AV SYSTEMS INTEGRATOR SHALL FOLLOW ALL MANUFACTURER'S INSTALLATION GUIDELINES.
 - REFER TO DRAWINGS FOR EXACT NUMBER OF COMPONENTS USED IF NOT SPECIFIED IN EQUIPMENT LIST.
 - COORDINATE EXACT SPEAKER LOCATIONS WITH ARCHITECTURAL REFLECTED CEILING PLANS. ANY CONFLICT SHALL BE BROUGHT TO THE ATTENTION OF THE PROJECT AV CONSULTANT PRIOR TO BIDDING.
 - CONFIRM AVAILABLE MOUNTING DEPTHS OF ALL SPEAKERS AND COMPARE WITH DEPTHS SHOWN ON SHOP DRAWINGS. BRING ALL POTENTIAL CONFLICT AREAS TO THE ATTENTION OF THE ARCHITECT AND AV CONSULTANT PRIOR TO RELEASE.
 - INSTALL/SUSPEND ALL AUDIOVISUAL SYSTEMS EQUIPMENT IN COMPLIANCE WITH SEISMIC CODES, MANUFACTURER'S WRITTEN INSTRUCTIONS, AND INDUSTRY BEST PRACTICES. DURING THE SUBMITTAL PROCESS, PROVIDE SHOP DRAWINGS WHICH DETAIL PROPOSED MOUNTING FOR ALL SUCH EQUIPMENT.
 - ALL TWISTED PAIR (UTP, FUTP, UFTP, SFTP) CATEGORY TYPE CABLING SHALL BE TERMINATED BY CERTIFIED DATA TECHNICIANS. TEST PER SPECIFICATIONS REQUIREMENTS AND PROVIDE DATA TO AV CONSULTANT.
 - ALL HDBaseT SIGNAL CABLING, TERMINATIONS, AND TERMINATION HARDWARE SHALL COMPLY WITH TIA/EIA-4 WIRING CONFIGURATION T568 B. ALL HDBaseT SIGNAL CABLING SHALL BE SHIELDED/FOIL (SFTP) CATEGORY TYPE CABLE.
 - CONDUCT A RADIO FREQUENCY AUDIT OF THE SITE PRIOR TO SELECTING RF OPERATIONAL FREQUENCIES. AV SYSTEMS INTEGRATOR TO ENSURE INTERFERENCE FREE OPERATION OF ALL RF DEVICES. AV SYSTEMS INTEGRATOR SHALL COORDINATE AUDIT RESULTS WITH MANUFACTURER PRIOR TO PURCHASING RF EQUIPMENT.
 - PROVIDE RACK MOUNT KITS FOR ALL RACK MOUNTED EQUIPMENT. PROVIDE CUSTOM RACK MOUNT KITS WHEN NOT AVAILABLE FROM THE EQUIPMENT MANUFACTURER.
 - PROVIDE SURGE PROTECTION DEVICE (SPD) IN ALL AV EQUIPMENT RACKS.
 - ALL AV EQUIPMENT RACKS SHALL BE GROUNDED AND BONDED TO MEET OR EXCEED THE REQUIREMENTS OF THE NATIONAL ELECTRIC CODE (NEC), IEC 1000-52 AND UL 1000-52.
 - ALL AV EQUIPMENT SHALL BE GROUNDED PER MANUFACTURER'S SPECIFICATIONS.
 - PROVIDE MANUFACTURER RECOMMENDED POWER SUPPLIES OR TRANSFORMERS FOR ALL SPECIFIED EQUIPMENT.
 - THE CONTRACTOR SHALL TAKE FULL RESPONSIBILITY FOR LACK OF COORDINATION WITH AV CONSULTANT AS ADDRESSED IN THE DOCUMENTS.
 - UNLESS SPECIFICALLY SPECIFIED OR NOTED PROVIDE COMMERCIAL QUALITY EQUIPMENT. MATERIALS AND COMPONENTS DESIGNED FOR CONTINUOUS USE. CONSUMER QUALITY COMPONENTS ARE NOT ACCEPTABLE.

CSD CORNER CANYON HS GYMNASIUM AV UPGRADE

12943 SOUTH 700 EAST
DRAPER, UTAH 84020

REVISIONS		
MARK	DATE	DESCRIPTION

DATE:	Issue Date
PROJECT:	Project Number
DRAWN BY:	AV DESIGNER
CHK'D BY:	AV PM

AUDIOVISUAL
LEVEL 02 - AREA
B RCP

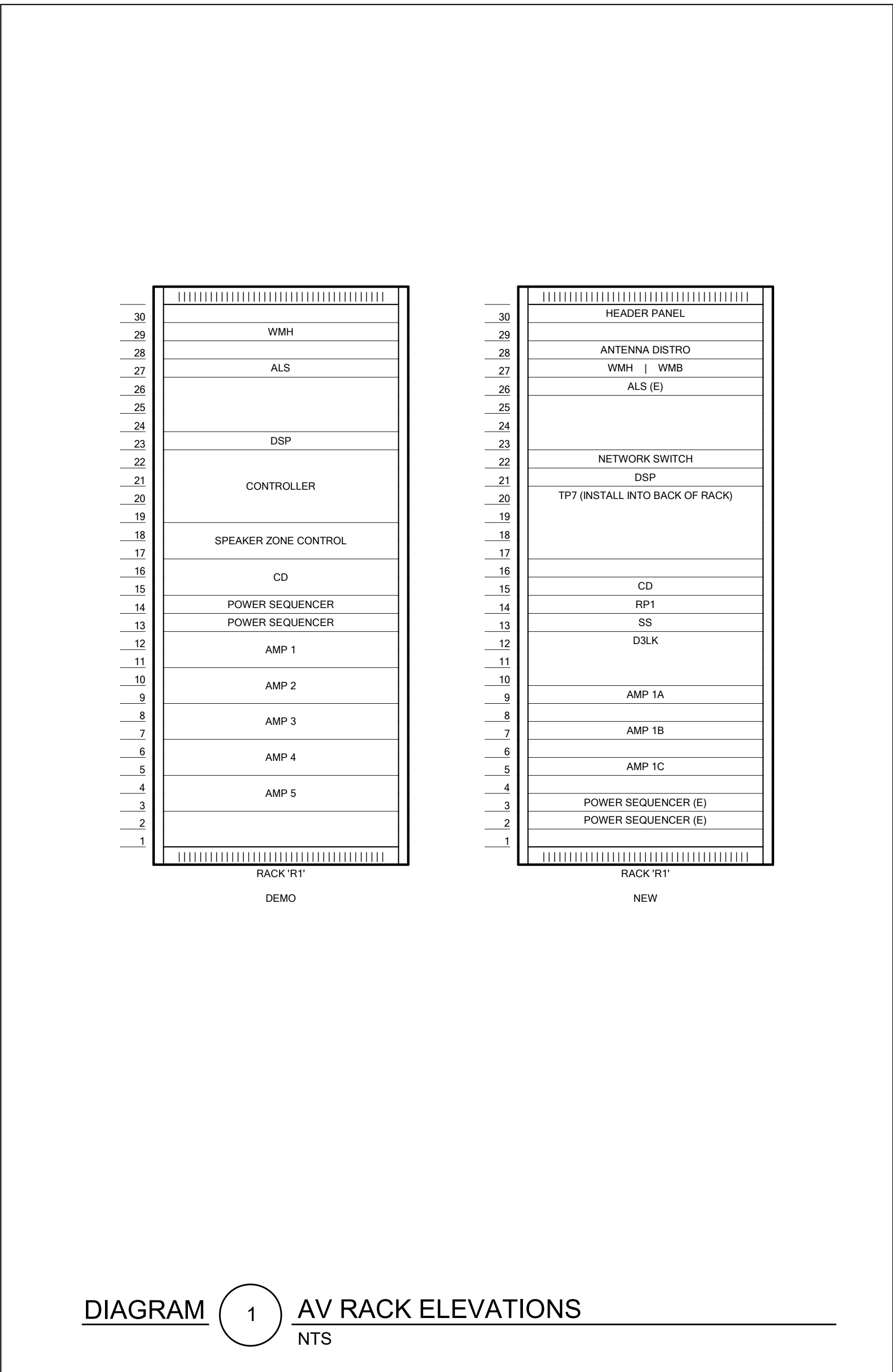
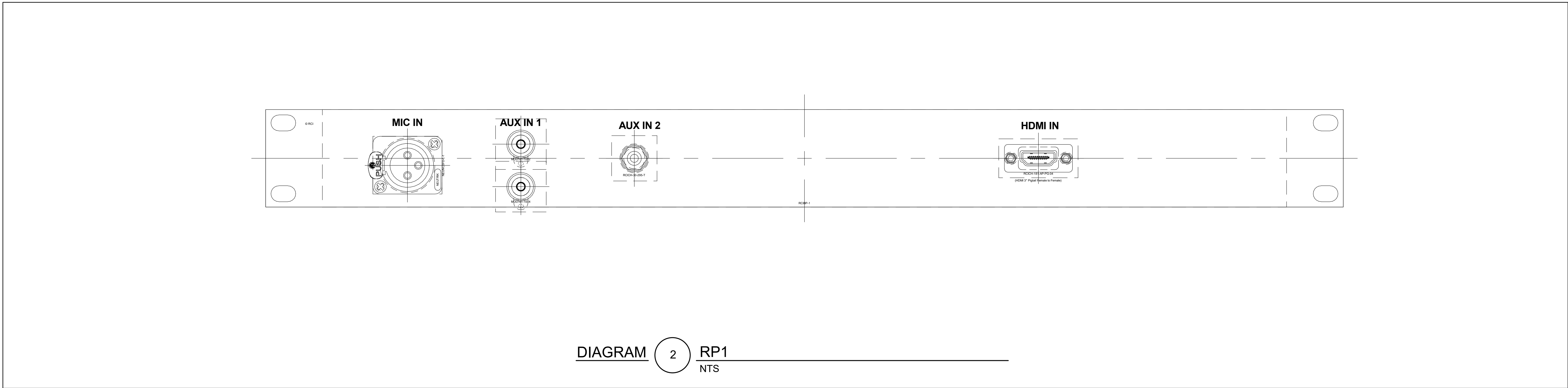
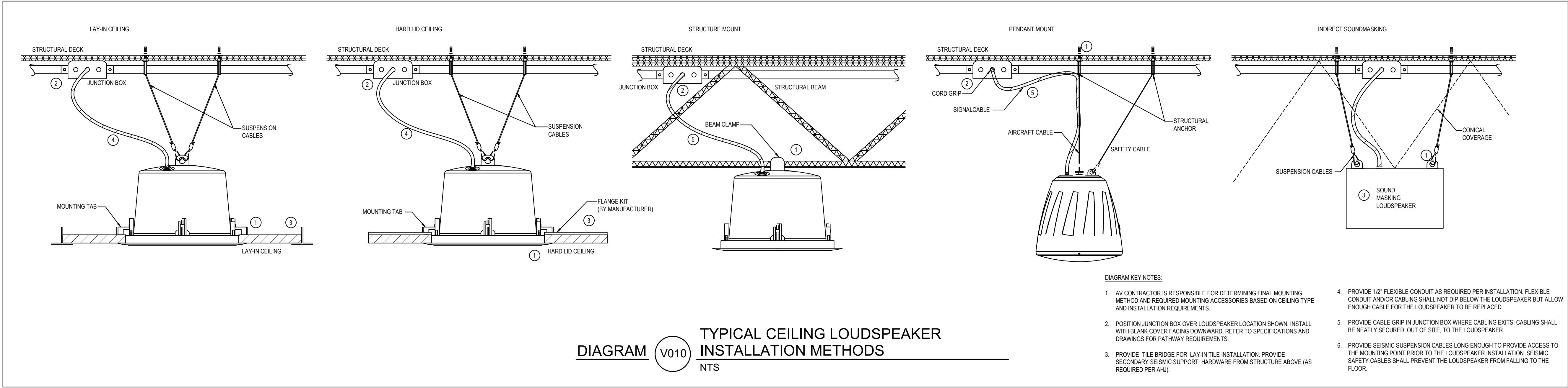
TA220-B

RESOLUT

40 W. Cache Valley Blvd., Bldg 1, Suite B, Logan, UT 84341 | (435) 752-5081
info@resolutgroup.com | resolutgroup.com

Project # 12943
File Name: TA220-B

This drawing is the copyrighted property of Resolut Group. Unauthorized duplication, publication, or distribution is strictly prohibited. Use of this drawing is at the user's own risk, and Resolut Group disclaims any liability for damages or losses arising from its use.



RESOLUT

40 W. Cache Valley Blvd., Bldg 1, Suite B, Logan, UT 84341 | (435) 752-5081
info@resolutgroup.com | resolutgroup.com

Project #: **YV000000**
File Name: **TA600**

This drawing is the copyrighted property of Resolut Group. Unauthorized duplication, publication, or distribution is strictly prohibited. Use of this drawing is at the user's own risk, and Resolut Group disclaims any liability for damages or losses arising from its use.

CSD CORNER CANYON HS GYMNASIUM AV UPGRADE

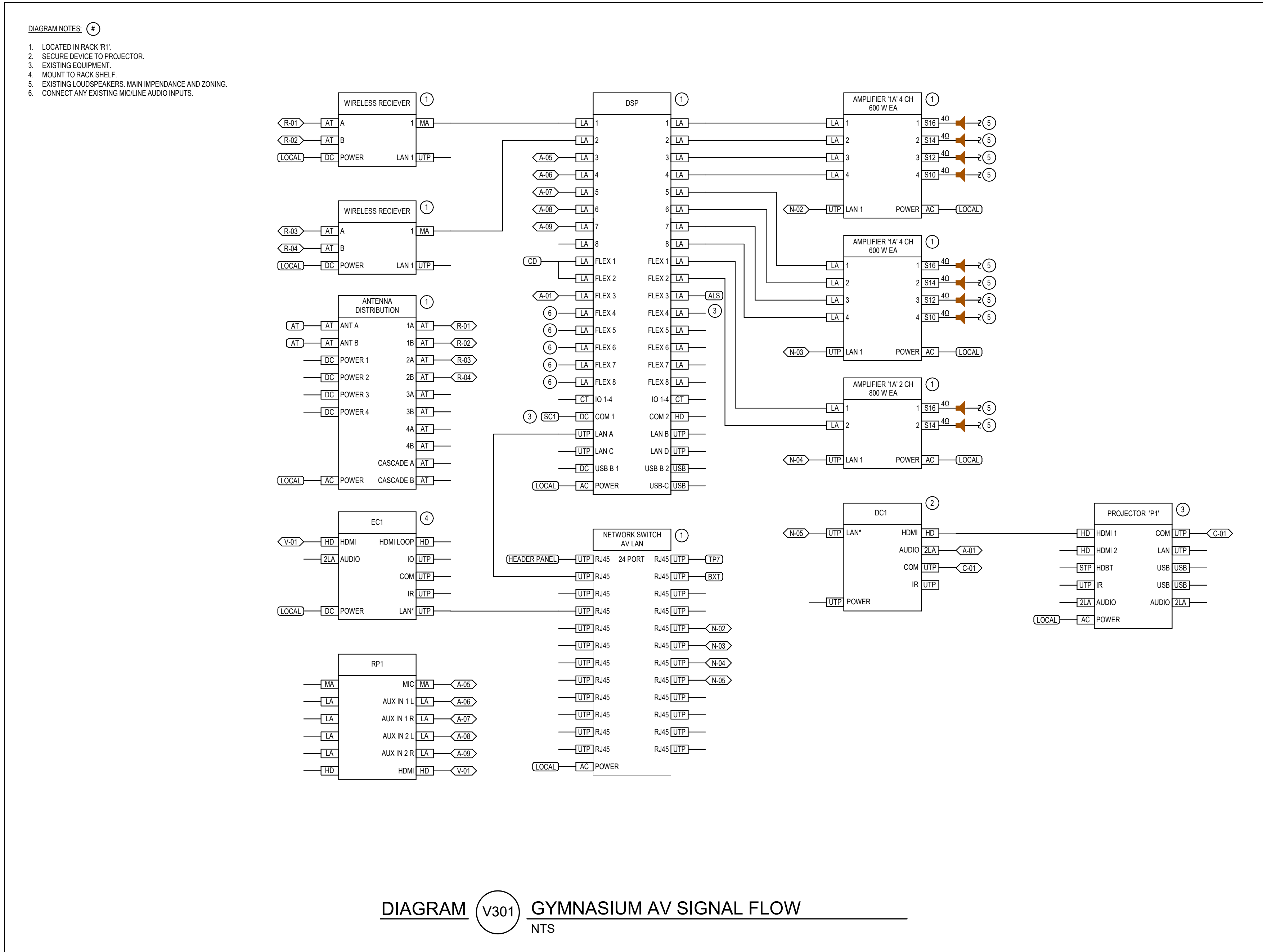
12943 SOUTH 700 EAST
DRAPER, UTAH 84020

REVISIONS		
MARK	DATE	DESCRIPTION

DATE:	Issue Date
PROJECT	Project Number
DRAWN BY:	AV DESIGNER
CHK'D BY:	AV PM

AUDIOVISUAL
DIAGRAMS

TA600



CSD CORNER CANYON HS GYMNASIUM AV UPGRADE

12943 SOUTH 700 EAST
DRAPER, UTAH 84020



RESOLUT

40 W Cache Valley Blvd., Bldg 1, Suite B, Logan, UT 84341 | (435) 752-5981
info@resolutgroup.com | resolutgroup.com

Project #: **Y19999**
PM: **NAME**

This drawing is the copyrighted property of Resolut Group. Unauthorized duplication, publication, or distribution is strictly prohibited. Use of this drawing is at the user's own risk, and Resolut Group disclaims any liability for damages or losses arising from its use.

REVISIONS		
MARK	DATE	DESCRIPTION

DATE:	Issue Date
PROJECT:	Project Number
DRAWN BY:	AV DESIGNER
CHK'D BY:	AV PM

AUDIOVISUAL
DIAGRAMS

TA601